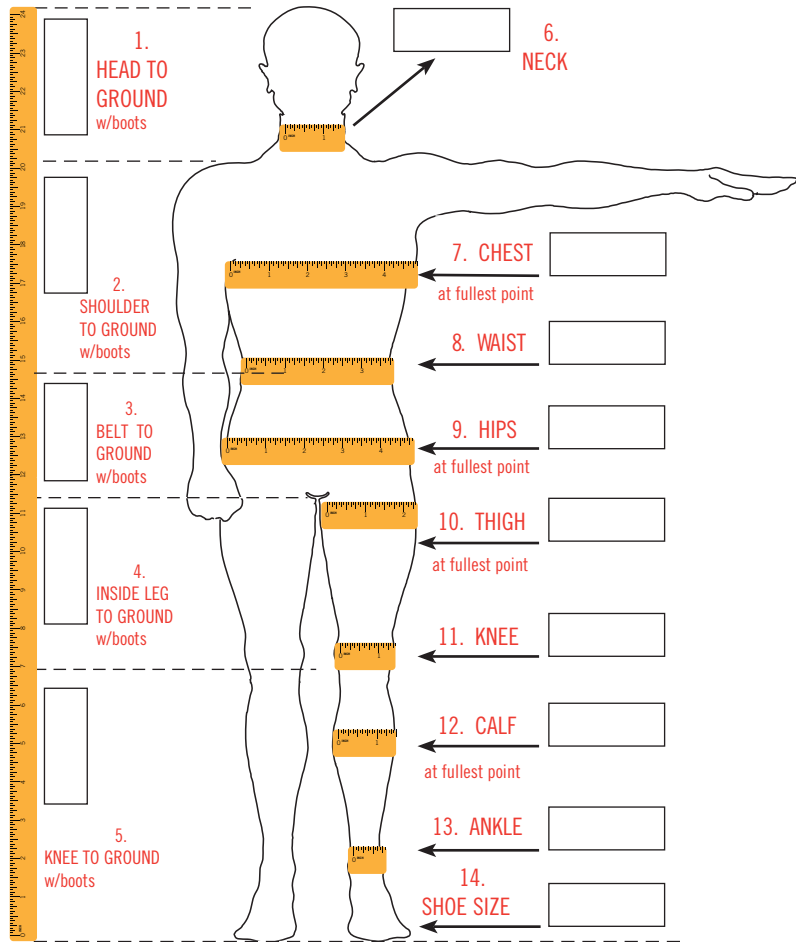
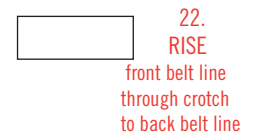
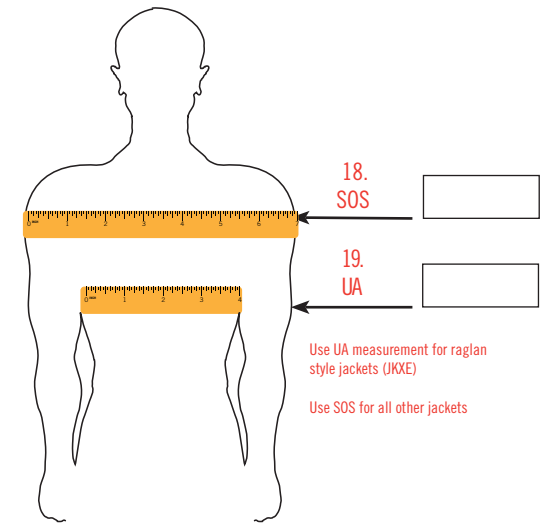
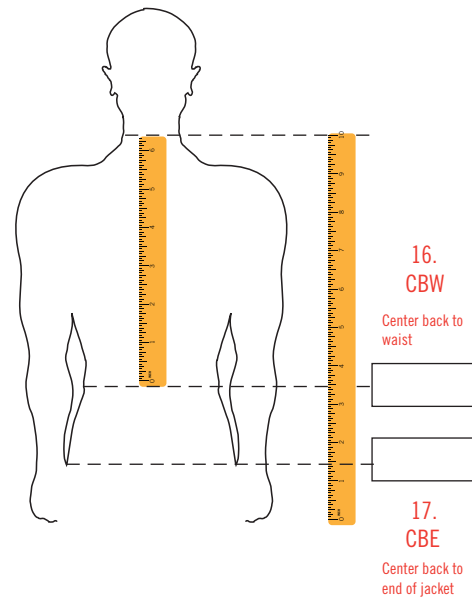
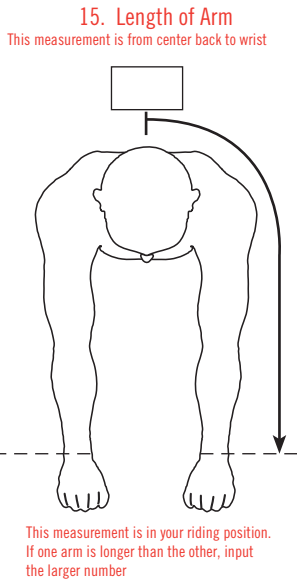


Custom Sizing Chart

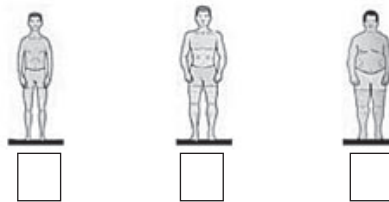


Note:
 Liners, measure with what you would normally wear under liners. We recommend a lightweight layer under heated liners.
 Keep in mind that your measurements may expand when in a (sitting) riding position, so we recommend taking your measurements in your normal riding position.
 Pants, measurements should be taken with riding boots on.


Additional Comments: Use back of page



Body Type



Primary MC Riding Position



Please include the following measurements per product to assure a proper fit:

- JKLN: 6, 7, 8, 9, 15, 16, 17, 18
- PTLN: 3, 4, 8, 9, 10, 22
- JKXE: 6, 7, 8, 9, 15, 16, 17, 19
- PTXE: 3, 4, 5, 8, 9, 10, 11, 20, 21, 22

Always include Height and Weight in all custom measurements

HEIGHT

WEIGHT

20. KNEE TO GROUND

